











Going Batty! Adults, have your child practice following directions with this page. Read the following directions and help your child complete the activity. Being able to follow directions is an important academic and life skill!

1. With a  blue crayon draw a circle around the blue bat. 
2. With an  orange crayon, draw an X on the orange bat. 
3. Count the big black bats. 
4. With a  black crayon, draw a line connecting all the big black bats. 
5. Draw a line from the  brown bat to the moon. 